



## TECHNICAL DATA SHEET

### 600 SERIES HOT LINE

ELECTRICAL PASTA COOKERS



#### AIM PC36

- Long with stainless steel construction it is permanent, easy to clean and hygienic.
- Providing the user with the convenience of everything. It has an ergonomic design.
- Device depth is 600 mm.
- The device is installed above.
- Can be adjusted on the device feet are available.
- Front panel sheet of the device is 1mm AISI 304, Top plate sheet 1 mm AISI 304, body side sheets 1 mm AISI 430, rear chimney. The sheet covering the construction is 1 mm AISI 430, chimney Ventilation plate 1.5 mm AISI it was produced in 304 production.
- Clean water inlet tap and overflowing water on the device evacuation is available.
- Locked discharge valve mechanism in the device thanks to this, safe unloading is ensured. User it cannot be opened or discharged without its control.
- Min/Max buttons and Energy on the device heat control is provided with the regulator.
- As a standard for safety purposes, the device does not contain excessive limit thermostat for protection against overheating is available.
- There are 2 pieces in the device measuring 138x182x128mm a cooking basket is available.
- \*Next to the heat adjustment button on the device. There are two different colored signal lamps. Green signal lamp indicates that the device is receiving electricity shows. Yellow signal lamp It shows that the resistance is active. It burns until it reaches the desired temperature. It will turn off when reached.
- Top table formed press printing. It was produced using.

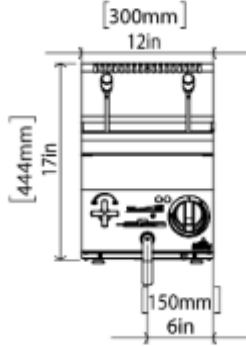


600 SERIES HOT LINE AIM AIM PC36

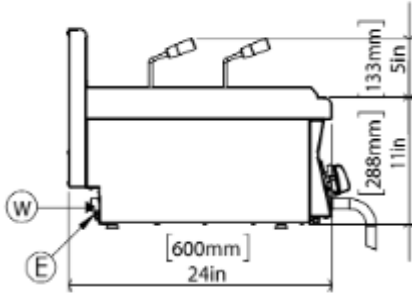


## TECHNICAL DATA SHEET

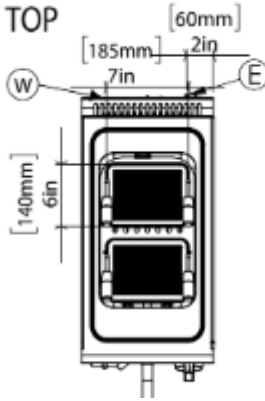
### ÖN / FRONT



### SAG / RIGHT



### ÜST / TOP



### GENERAL INFORMATION

Model: AIM PC36

Dimension: 300x600x300

Net Weight (kg):19

Water Capacity (lt): 18

### ELECTRICAL INFORMATION

Voltage: 220-240V

Electric power: 3 kW

Amper:13,6A

Cable Section: 3x2,5 mm<sup>2</sup> TTR (plug)

Frequency: 50-60hz

Protection Class: IPX4

Min/max internal humidity: 70%/85%

Control type: Manual

### PACKAGE INFORMATION

Dimension: 400x690x575

Package Weight (kg): 24

Volume (m<sup>3</sup>): 0,16 m<sup>3</sup>

Important Note: The current value given for the device is based on the amount drawn by the device. Is the current value. Cable distance to be connected to the device. The fuse amperage value that should be used according to the length must be determined by a competent electrician.

