



TECHNICAL DATA SHEET

FAST FOOD EQUIPMENT INDUCTION COOKER



AIM IND35

- Vitro -ceramic glass cooking surface
- Single and double model options
- Energy saving with the possibility of cooking in a very short time
- Easy operation with digital control panel
- Electronic timer
- Operation with desired heating temperature
- High performance during dynamic operation
- Stainless steel body



FAST FOOD EQUIPMENT AIM IND35



AIM INDUSTRIAL KITCHEN EQUIPMENT
DAP VALLEY S BUILDING NO:10 KAGITHANE / ISTANBUL





TECHNICAL DATA SHEET

Model: AIM IND35
Dimension (mm): 500x400x130
Weight (kg): 8
Pack. Dimension (mm): 530x420x150
Pack. Weight (kg): 9
Power (kw): 3,5
Operating Voltage (V/Hz): 230V 50-60Hz
Cable Cross Section (mm²): 3x2,5
Insurance Selection (A): 1,25

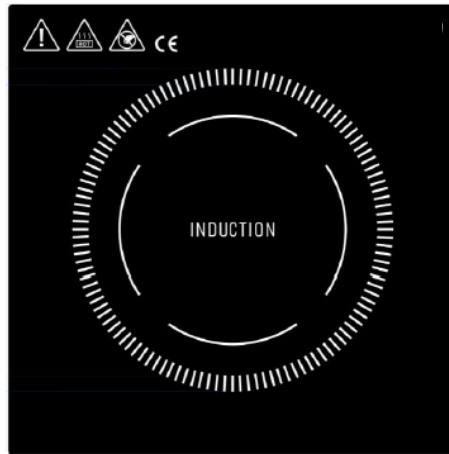







Figure 1: Ceramic glass

- Pots and pans placed on the induction cooker must have a magnetic base (Iron, Cast iron, Stainless steel, Enameled materials).
- Circles on the surface show the base size of the pans. All pots and pans must have a flat bottomed.

				
Stainless steel teapot 430, 304, 201	Iron	Enameled Materials	Stainless steel 430, 304, 201	Cast iron



FAST FOOD EQUIPMENT AIM IND35

