



TECHNICAL DATA SHEET

600 SERIES HOT LINE CHIPS SCUTTLE



AIM AWK46

- With its stainless steel construction, it is long-lasting and easy to use. It is cleanable and hygienic.
- Ergonomic that provides convenience to the user in every aspect. It has a design.
- Device depth is 600 mm.
- The device is a countertop.
- Height adjustable feet on the device available.
- Front panel sheet of the device is 1mm AISI 304, Top plate sheet is 1mm AISI 304, body side panels 1 mm AISI 430, rear chimney construction covering sheet 1 mm AISI 430, chimney ventilation sheet made of 1.5 mm AISI 304 material produced.
- The 0-1 adjustment button on the device there is a signal lamp next to it. Yellow signal lamp indicates that the resistor is active shows that it is.
- For filtering the oil inside the device there is perforated sheet metal.
- The height of the device is 150 mm 1 GN 1/2 Gastronomy tub there are.
- For easy cleaning of the device it has a mounted bathtub in this way. It can be removed and cleaned very easily.
- Ceramic resistance is used in the device.



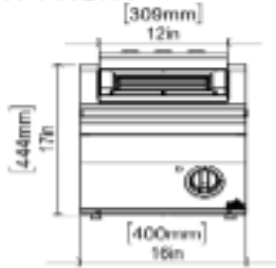
600 SERIES HOT LINE AIM AWK46





TECHNICAL DATA SHEET

ON / FRONT



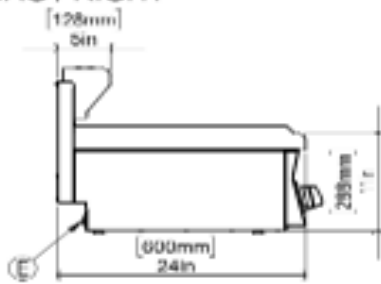
GENERAL INFORMATION

Model: AIM AWK46
Dimension: 400x600x300
Net Weight (kg):15
GN: GN 1/2 h:150

ELECTRICAL INFORMATION

Voltage: 220-240V
Electric power: 0,65 kW
Amper:2,95A
Cable Section: 3x1,5 mm² TTR
Frequency: 50-60hz
Protection Class: IPX4
Min/max internal humidity:70%/85%
Control type: Manual

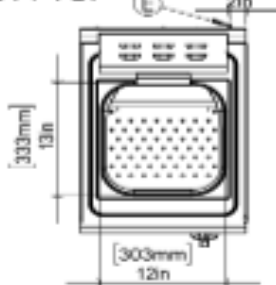
SAG / RIGHT



PACKAGE INFORMATION

Dimension: 500x690x575
Package Weight (kg): 20
Volume (m³): 0,16 m³

ÜST / TOP



Important Note: The current value given for the device is based on the amount drawn by the device. Is the current value. Cable distance to be connected to the device. The fuse amperage value that should be used according to the length must be determined by a competent electrician.



600 SERIES HOT LINE AIM AWK46

